


## 120W - 480W Single Output DIN Rail Mount Power Supplies

### Features

- ◆ High Efficiency
- ◆ Narrow Width
- ◆ Curve B, Conducted & Radiated EMI
- ◆ Up to 7 Year eCap-Life
- ◆ 3 Year Warranty



### Key Market Segments & Applications

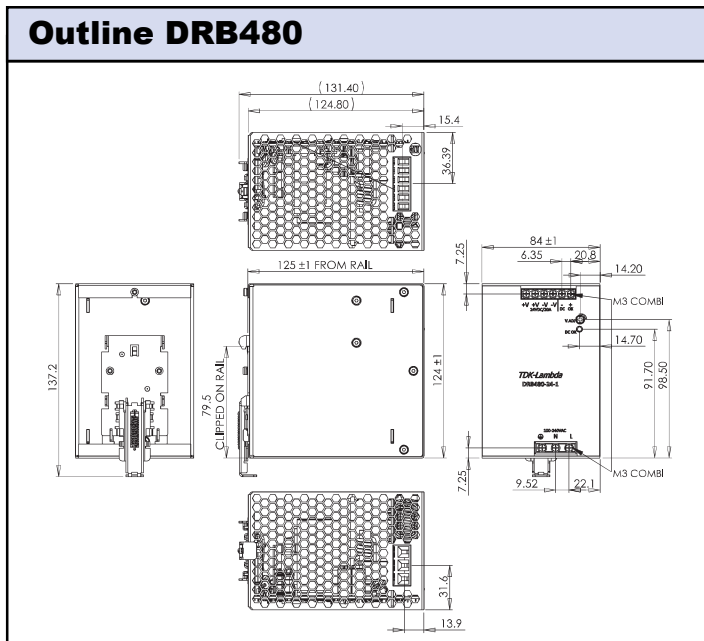
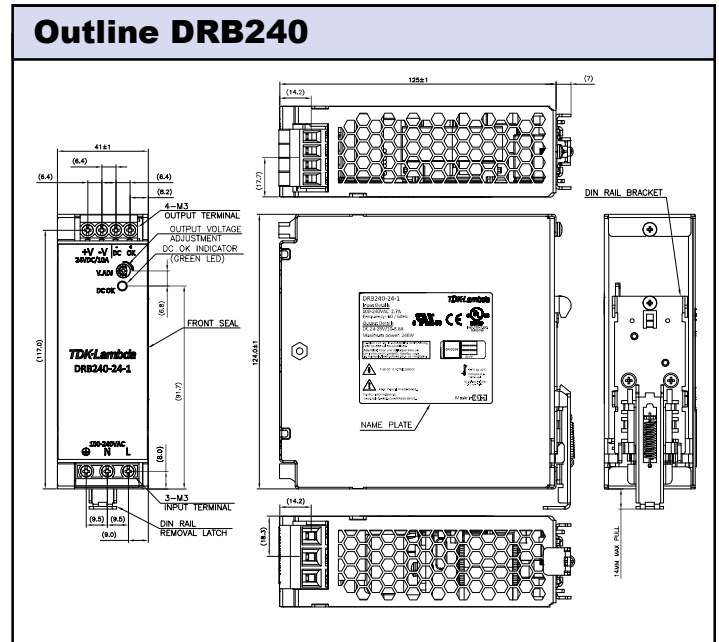
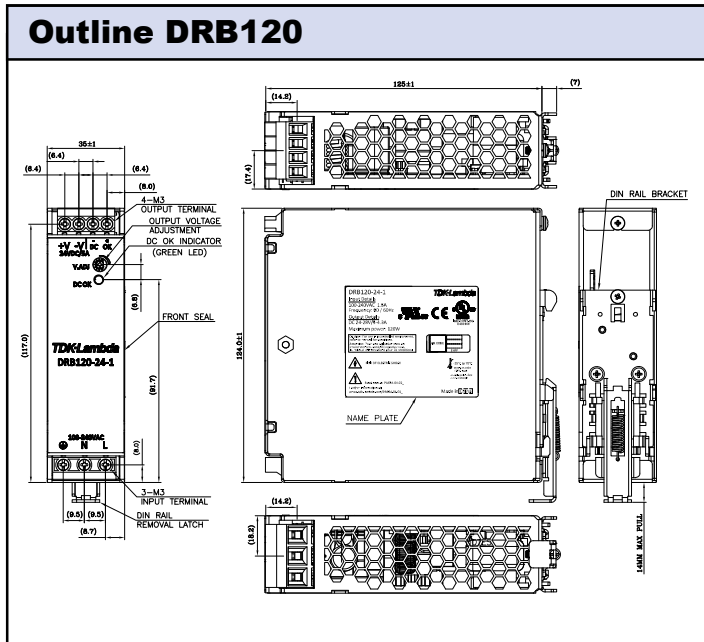


Specifications		DRB120-24-1	DRB240-24-1	DRB480-24-1
Input Voltage Range <sup>(1)</sup>	VAC	85 - 264 (withstands 300VAC for 5s)		90 - 264
Input Frequency	Hz	47 - 63		
Inrush Current (Cold Start)	A	55A (Typical at 230VAC)		<40A (at 264VAC)
Power Factor (115/230VAC) <sup>(2)</sup>	-	0.98 / 0.92		0.98 / 0.96
Input Current (115/230VAC)	A	1.2 / 0.7	2.4 / 1.4	5 / 2.5
Leakage Current 264VAC 63Hz	mA	<1		
Line Regulation	%	<0.1		
Load Regulation	%	<1		
Ripple and Noise	%	<1		
Temperature Coefficient	%/°C	<±0.02		
Overcurrent Protection	A	>6.06	>12.12	21 - 29
Overvoltage Protection <sup>(3)</sup>	V	30 - 35	30 - 35	30V ±2%
Overtemperature Protection	-	Yes		
Hold Up Time	ms	20	20	>16
No-load Power Consumption	W	<1	<1.5	<5
Efficiency (120 / 230VAC)	%	See Model Selector		
Average efficiency (230VAC)	%	>87		
LED Indicator	-	Green LED = DC is OK		
DC OK Signal	-	Optocoupler; ON when Vout >80% of nominal output. 50V, 5mA maximum (20mA for DRB480)		
Operating Temperature	°C	DRB120/240: -25°C to +70°C. Start up at -40°C. (Derate linearly to 50% load from 55°C to 70°C) DRB480: -20°C to +70°C. Start up at -40°C. (Derate linearly to 62.5% load from 50°C to 70°C)		
Storage Temperature	°C	-40°C to +85°C		
Humidity (non condensing)	% RH	5 - 95%RH (Operating and storage)		
Parallel operation	-	No		
Series operation <sup>(4)</sup>	-	Yes		
Cooling	-	Convection		
Withstand Voltage (for 1 minute)	VAC	Input to Output 3kVAC, Input to GND 1.5kVAC, Output to GND 500VAC		
Isolation Resistance	MΩ	>100MΩ at 25°C, 70%RH & 500VDC		
Vibration (Non operating)	-	120/240W: 2G, 10 to 55Hz, 480W: 2G, IEC 60068-2-6, 10 to 500Hz		
Shock	-	120/240W: 20G, IEC 60068-2-27, half-sine, 22ms, 3 x each axis on DIN rail, 480W: 5G		
Safety agency certifications	-	UL508, IEC/EN/UL/CSA60950-1, CE Mark (LVD, EMC, RoHS2) Also 120/240W: UL/CSA62368-1, Built to meet EN62368-1, IEC/EN62477-1 OVC III		
Conducted & radiated EMI	-	EN55011-B, EN55032-B, CISPR11-B, CISPR22-B, EN61204-3 Class A		
Immunity	-	EN61000-4-2 (Ivl 3), -3 (Ivl 3), -4 (Ivl 3), -5 (Ivl 3), -6 (Ivl 3), -8 (Ivl 4), -11		
Line Dips	-	SEMI-F47 (200VAC input)		
Weight (typ)	g	500	750	1000
Size (W x H x D)	mm	35 x 124 x 125	41 x 124 x 125	84 x 124 x 125
Case material	-	Metal		
Warranty	yrs	3		

- Notes: (1) Derate linearly to 92.5% load from 100 to 90VAC  
 (2) EN61000-3-2 Class A  
 (3) Cycle input voltage to reset  
 (4) See installation manual

Model	Output Voltage (V)	Output Adjust Range (V)	Max Output Current (A)	Max Output Power (W)	Peak Output Current <sup>(5)</sup>	Peak Output Power <sup>(5)</sup>	Efficiency (120 / 230VAC)
DRB120-24-1	24V	24 - 28V	5A	120W	6A	144W	91 / 93% (Typ)
DRB240-24-1	24V	24 - 28V	10A	240W	12A	288W	91 / 93% (Typ)
DRB480-24-1	24V	24 - 26.4V	20A	480W	-	-	>90 / 92%

Notes: (5) <10s, Duty Cycle < 35%



For Additional Information, please visit [us.tdk-lambda.com/lp/products/drbs-series.htm](http://us.tdk-lambda.com/lp/products/drbs-series.htm)



Sager Electronics and its specialized group Sager Power Systems is an authorized distributor of TDK-Lambda Power Supplies.

Visit TDK-Lambda online. Or contact a Sager Power Systems representative at 1.866.588.1750 or [power@sager.com](mailto:power@sager.com) for price and availability.